

Create a Class Portfolio Website

These notes describe how to create a website that can be used as a portfolio. You'll learn how to create a website using Weebly where you will post assignments that you do in class.

Tutorial: Create Your Course Portfolio Website:

Day 1:

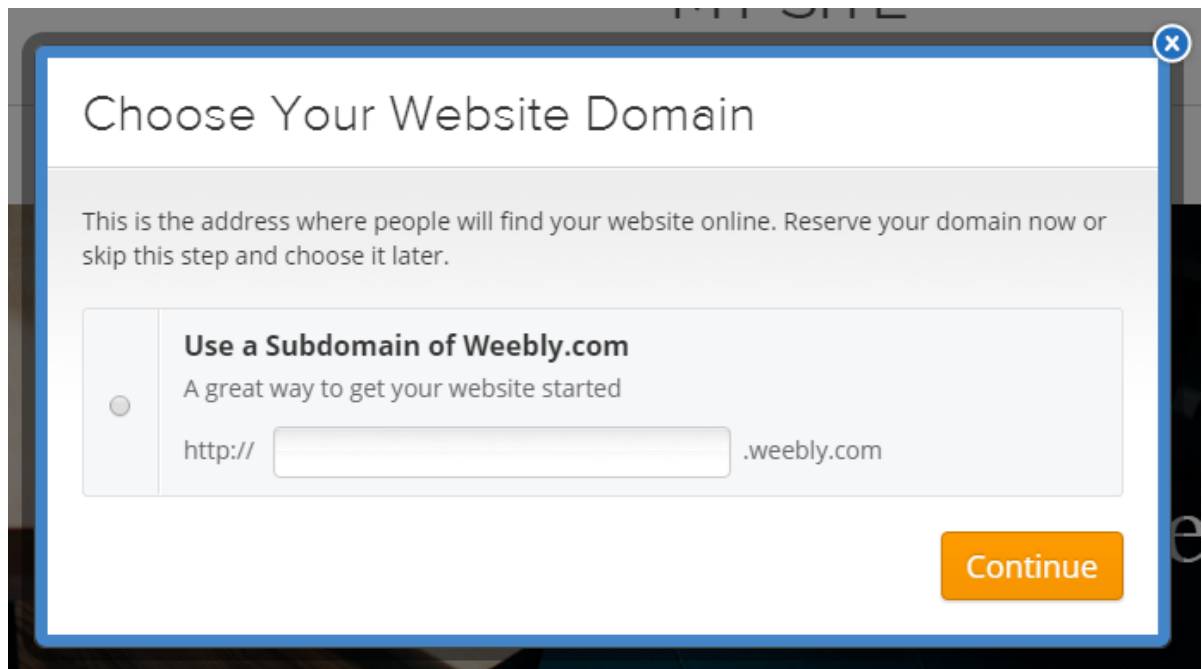
1. Go to **students.weebly.com**.

Sign in to Weebly. Your user name is your first and last name (as it appears on the roster), all lowercase, with no spaces or underscore. The password is "Leopards".

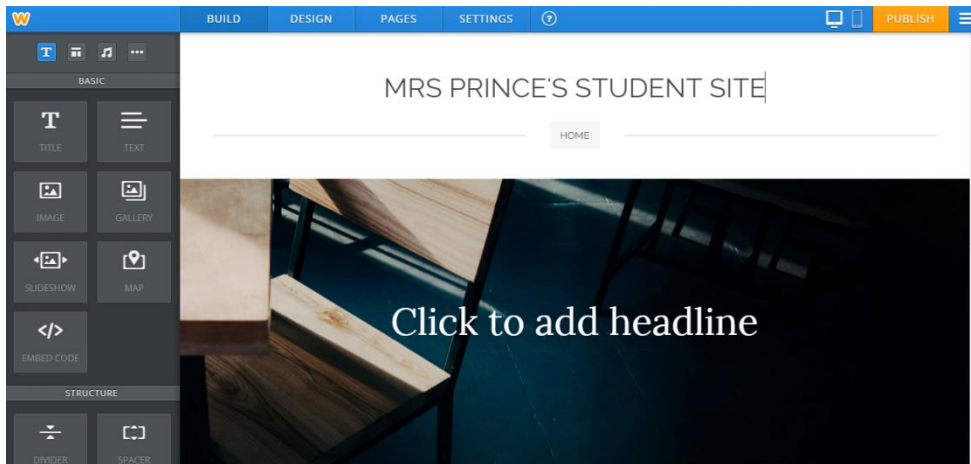


2. Subdomain name: `http://lmsmobileapps<username>.weebly.com`

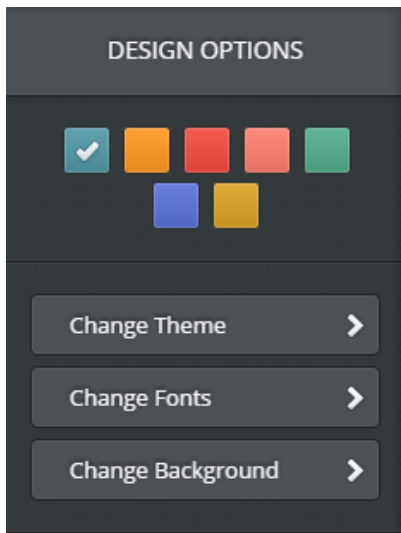
eg. `http://lmsmobileappskarynprince.weebly.com`



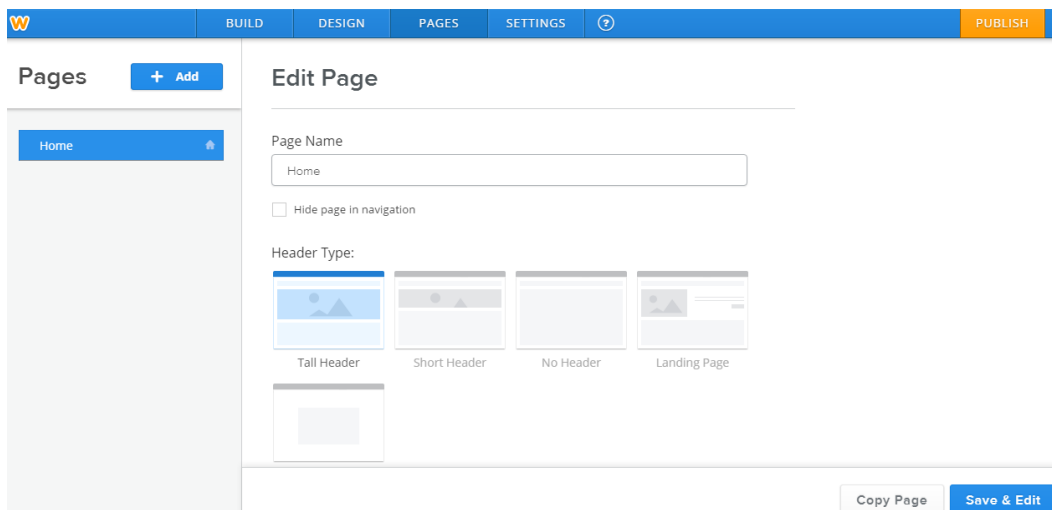
3. Watch the short YouTube video.
4. Enter the Title of your website. Make it meaningful and school appropriate!



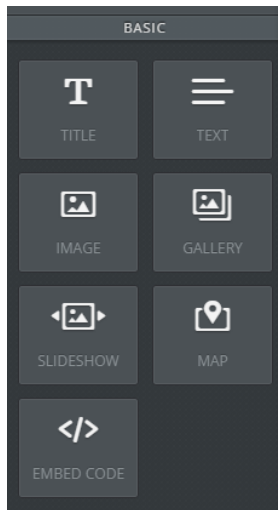
5. Select the “Design” tab at the top of the page to customize the Theme, Fonts and Background on your website.



6. To add pages to your website select the “Pages” tab at the top of the screen. Select “Add Page” followed by “Standard Page”. Fill in the Page Name and select “Save & Edit”. A link to your new page will automatically appear on your home page.



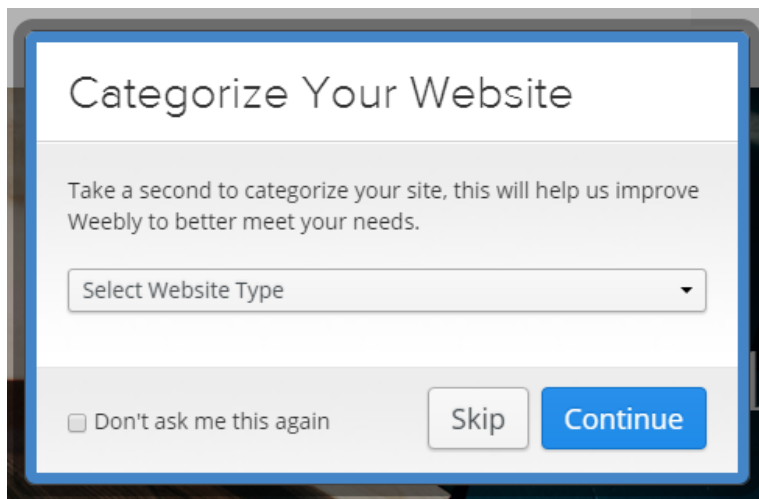
7.



To edit a page, select the desired icon on the left side of the screen. Drag and drop the icons on to the page to insert the element. Move the cursor over the inserted element to edit.

8. Select “Publish” in the top right corner of the screen to publish your website.

9. You can Categorize Your Website, or use the Skip option.



10. To view your published website, go to:

“www.lhsmobileapps<username>.weebly.com”

Or use the “Students Websites 2015-16 “ tab on our class website.

Password is “Leopards”

Day 2:

Add a page to your website that will help me get to know you.

1. Create a new page on your website. Give it a meaningful, descriptive title ("All About Me", "My Life" or something similar)
2. Include the following information on your new page:
 - Your name, including what you prefer to be called (nicknames etc)
 - Who you live with (people and pets)
 - Five words that you would use to describe yourself
 - School activities you participate in (band, sports, yearbook, clubs etc)
 - What you like to do when you're not at school (hobbies, sports, volunteer etc)
 - Favorite music, movie, TV show & book
 - Favorite quote (motivational, bible, movie etc)
 - Three things you'd like people to know about you
 - At least three goals you have for this school year
 - Why you are taking this class. What you'd like to learn
 - Where you want to go to college
 - What you'd like to study in college
 - Your idea of the perfect job or career for you
 - What you'd like to be doing 10 years from now
 - Five things on your "bucket list"

Be CREATIVE – 50% of your grade will be based on the appearance of your website!

- **Write in complete sentences and paragraphs.**
- **Your website should look professional – use a variety of fonts, colors, spacing, images, columns etc.**
- **Check your spelling!**
- **Use pictures that you have taken to make your website more interesting**
- **Make your website unique. It should be a reflection of you**
- **The information listed in #2 is the *minimum* that you need to include. Feel free to add more information and pictures to your page**

